



ಬೃಹತ್ ಬೆಂಗಳೂರು ಮಹಾನಗರ ಪಾಲಿಕೆ  
Bruhat Bengaluru Mahanagara Palike



# BBMP COVID-19 WAR ROOM 09.03.2023

BBMP / COVID-19 WAR ROOM / BULLETIN – 1081/ 09.03.2023 / #BBMPfightsCOVID19



# OVERVIEW OF COVID-19 IN BENGALURU

**CASE TRENDS** ACTIVE CASES **327**

<u>Confirmed Cases</u>	<u>Recovered Cases</u>	<u>Death Cases</u>
<b>50</b> 18,78,609 <sup>#</sup>	<b>54</b> 18,61,290 <sup>#</sup>	<b>1</b> 16,992 <sup>#</sup>

**HOSPITALIZATION** **39**

<u>ICU – V</u>	<u>ICU</u>	<u>HDU</u>	<u>General</u>
<b>2</b>	<b>12</b>	<b>2</b>	<b>23</b>

INCLUDES GOVT. QUOTA AND PRIVATE WALK-IN HOSPITALIZATION

**VACCINATION** **33** 2,06,96,276<sup>#</sup>

<u>First Dose</u>	<u>Second Dose</u>	<u>Precaution Dose</u>
<b>3</b> 96,89,339 <sup>#</sup>	<b>11</b> 95,11,028 <sup>#</sup>	<b>19</b> 14,95,909 <sup>#</sup>

**TRIAGING**

MTU

**5**

Tele Triage

**42**

**ACTIVE CZs**

**0**

MCZs (< 5 cases)

**0**

Clusters (> 5 cases)

**0**

**TESTING** **710** 3,21,89,527<sup>#</sup>

<u>Positivity :8.71%</u> <small>*FOR LAST 7 DAYS</small>	<u>RAT</u>	<u>RTPCR</u>
	<b>133</b>	<b>577</b>

# : indicates cumulative numbers till date



# ABSTRACT OF COVID-19 SCENARIO IN BENGALURU


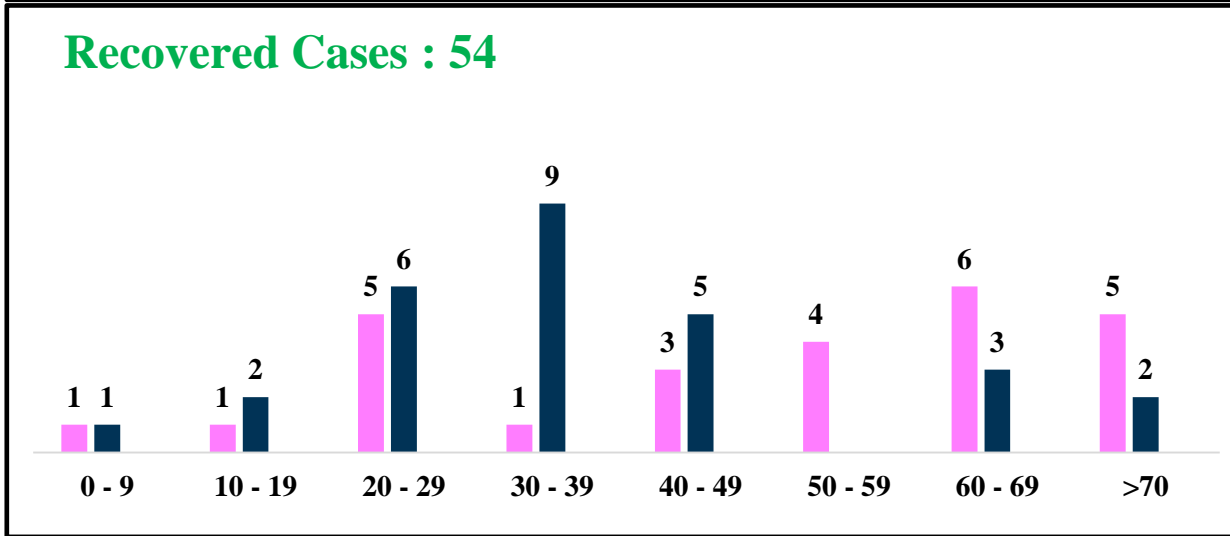
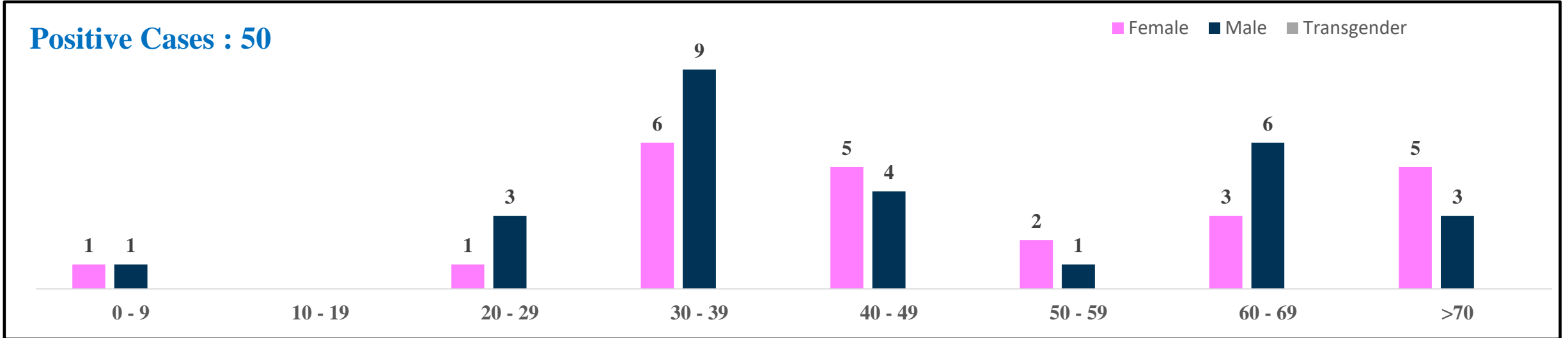


	MALE			FEMALE			TRANSGENDER			TOTAL		
	Last 24 Hours	Last 7 Days	Cumulative	Last 24 Hours	Last 7 Days	Cumulative	Last 24 Hours	Last 7 Days	Cumulative	Last 24 Hours	Last 7 Days	Cumulative
<b>Positive Cases</b>	27	241	11,07,665	23	189	7,70,748	0	0	196	50	430	18,78,609
<b>Recovered Cases</b>	28	178	10,95,160	26	129	7,65,000	0	0	187	54	307	18,61,290
<b>Death Cases</b>	1	1	10,762	0	0	6,226	0	0	4	1	1	16,992
<b>Total Tests Done</b>	<b>In Last 24 hrs. : 710</b>			<b>In last 7 days : 4,939</b>			<b>Cumulative : 3,21,89,527</b>					
<b>Vaccine Doses Administered</b>	<b>In Last 24 hrs. : 33</b>			<b>In last 7 days : 282</b>			<b>Cumulative : 2,06,96,276</b>					
<b>ACTIVE CASES</b>									<b>327</b>			

\*Covid deaths occurred today : 00 | Covid deaths occurred beyond last 24hrs., reported today : 01



# LAST 24 HOURS AGE GROUP AND GENDER WISE DISTRIBUTION

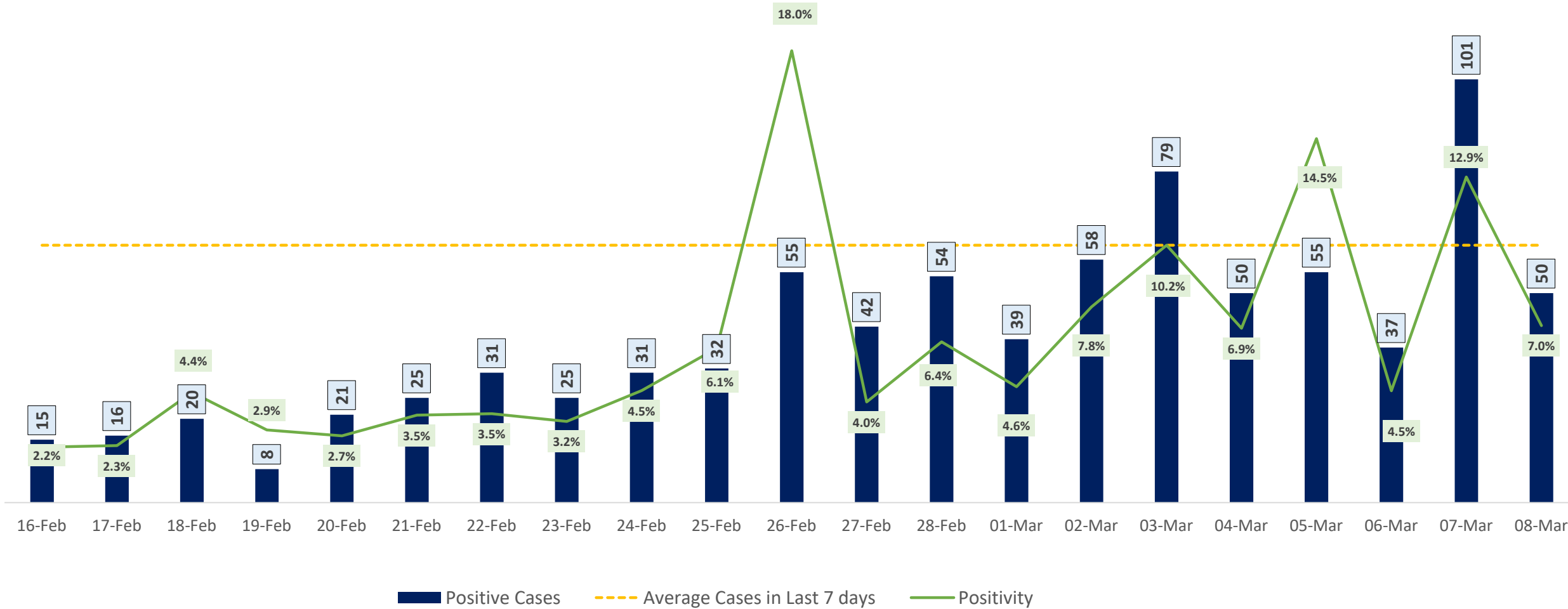




# POSITIVITY RATE OF BENGALURU – LAST 21 DAYS



Average Cases in Last 7 days : 61

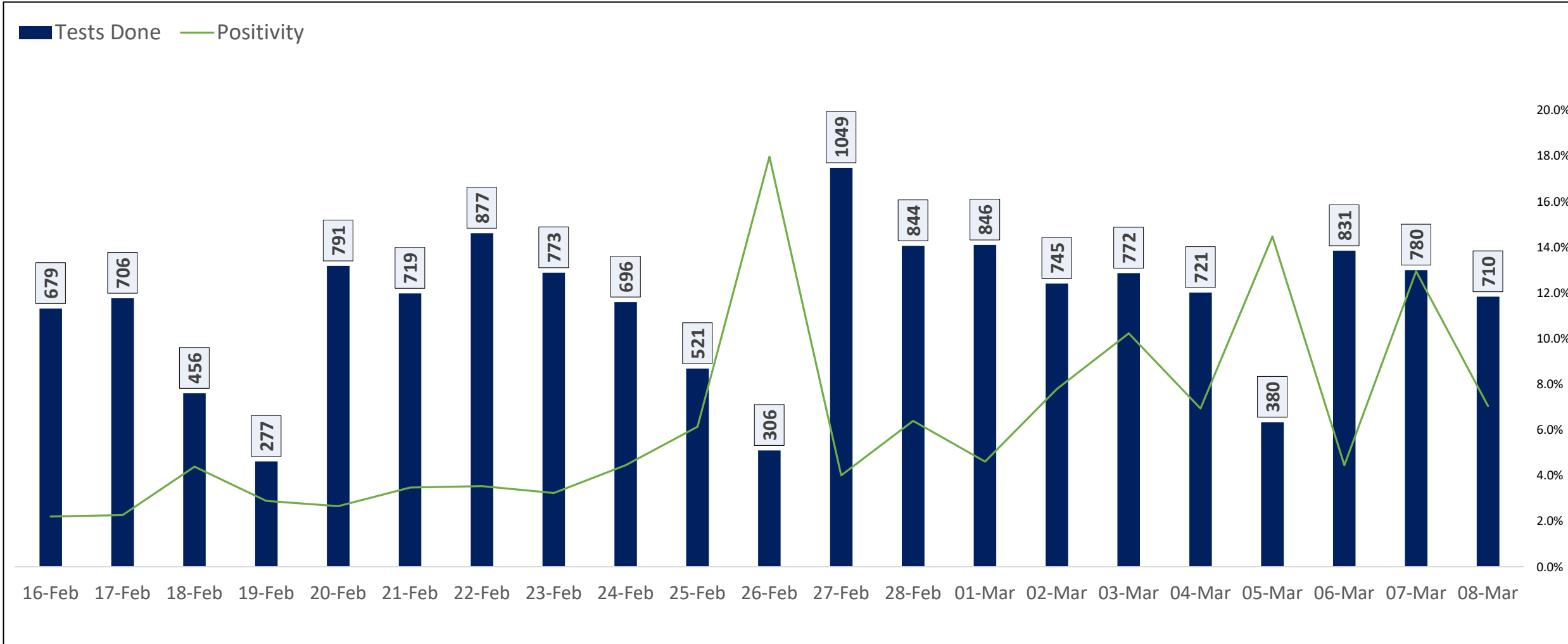




# TESTING TRENDS IN BENGALURU



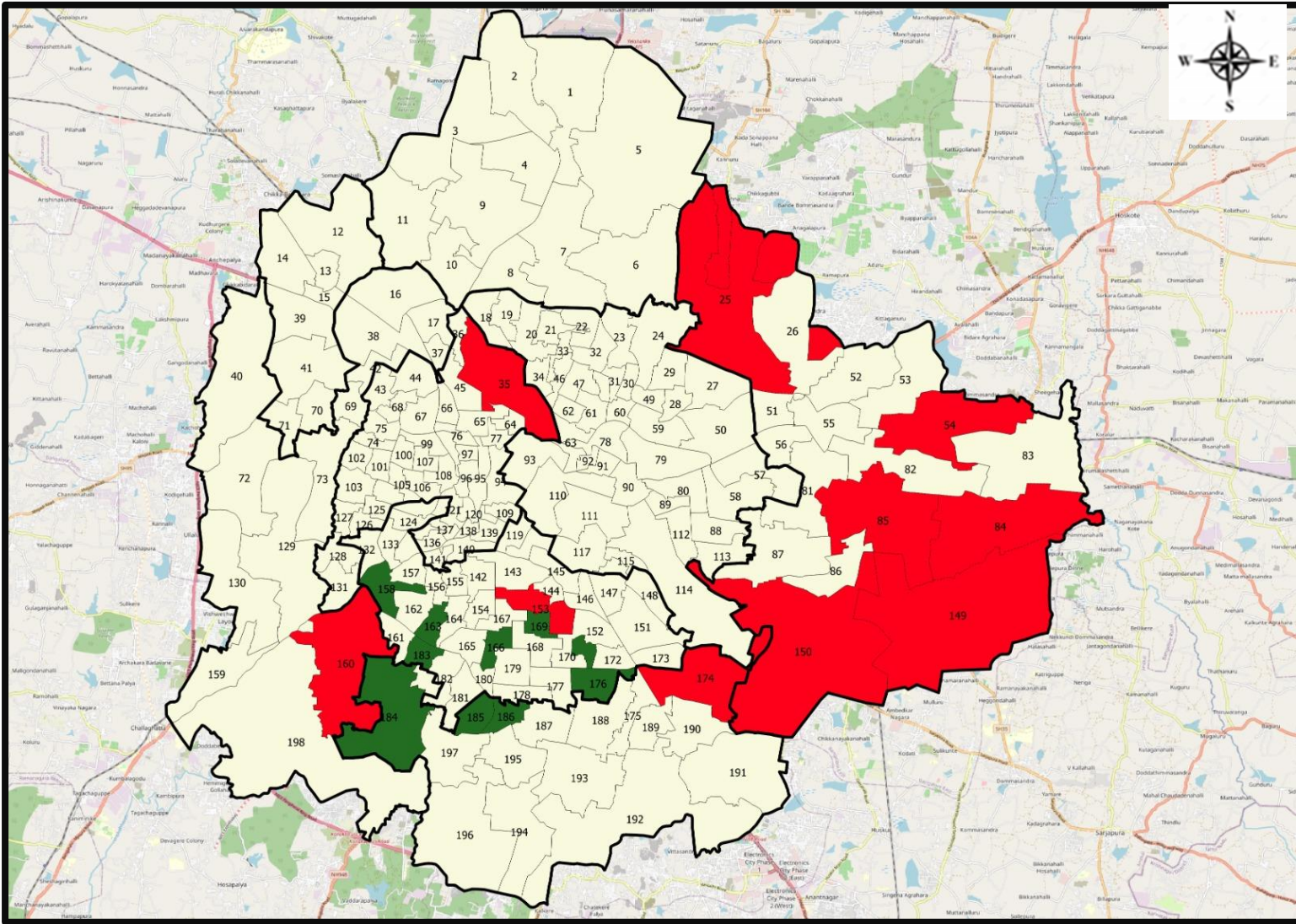
Total Test Conducted Till Date	Test Conducted Last 24 hours	Last 7 Days Average
3,21,89,527	710	706







# BENGALURU URBAN MAP SHOWING TREND OF POSITIVE CASES IN LAST 7 DAYS



## Top 10 wards reporting highest number of positive cases in last 10 days

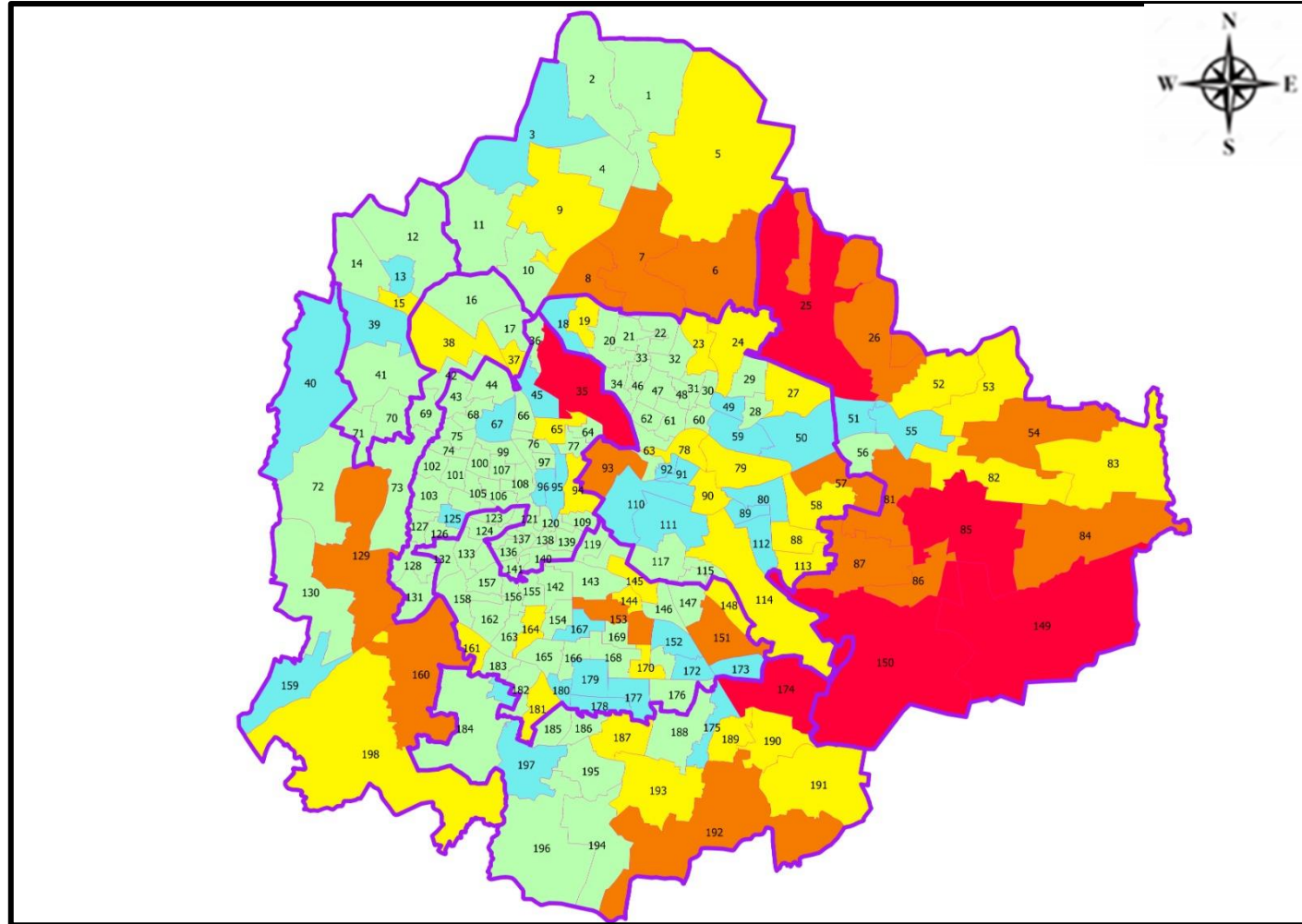
Ward No.	Ward Name	Daily Cases Average
150	Bellanduru	6
85	Dodda Nekkundi	3
149	Varthuru	3
174	HSR Layout	3
25	Horamavu	2
35	Aramane Nagar	2
84	Hagadur	2
153	Jayanagara	1
160	Rajarajeshwari Nagar	1
54	Hudi	1







## Top 10 wards reporting least number of positive cases in last 7 days

Ward No.	Ward Name	Daily Cases Average
186	Jaraganahalli	0
185	Yelchenahalli	0
184	Uttarahalli	0
183	Chikkalsandra	0
176	B T M Layout	0
171	Gurappanapalya	0
169	Byrasandra	0
166	Karisandra	0
163	Katriguppe	0
158	Deepanjali Nagara	0



# BENGALURU MAP SHOWING INTENSITY OF POSITIVE CASES IN LAST 7 DAYS



-  **Level 1 : 0 to 1 Cases**
-  **Level 2 : 1 to 3 Cases**
-  **Level 3 : 3 to 5 Cases**
-  **Level 4 : 5 to 10 Cases**
-  **Level 5 : More than 10 Cases**
-  **Zone Boundaries**

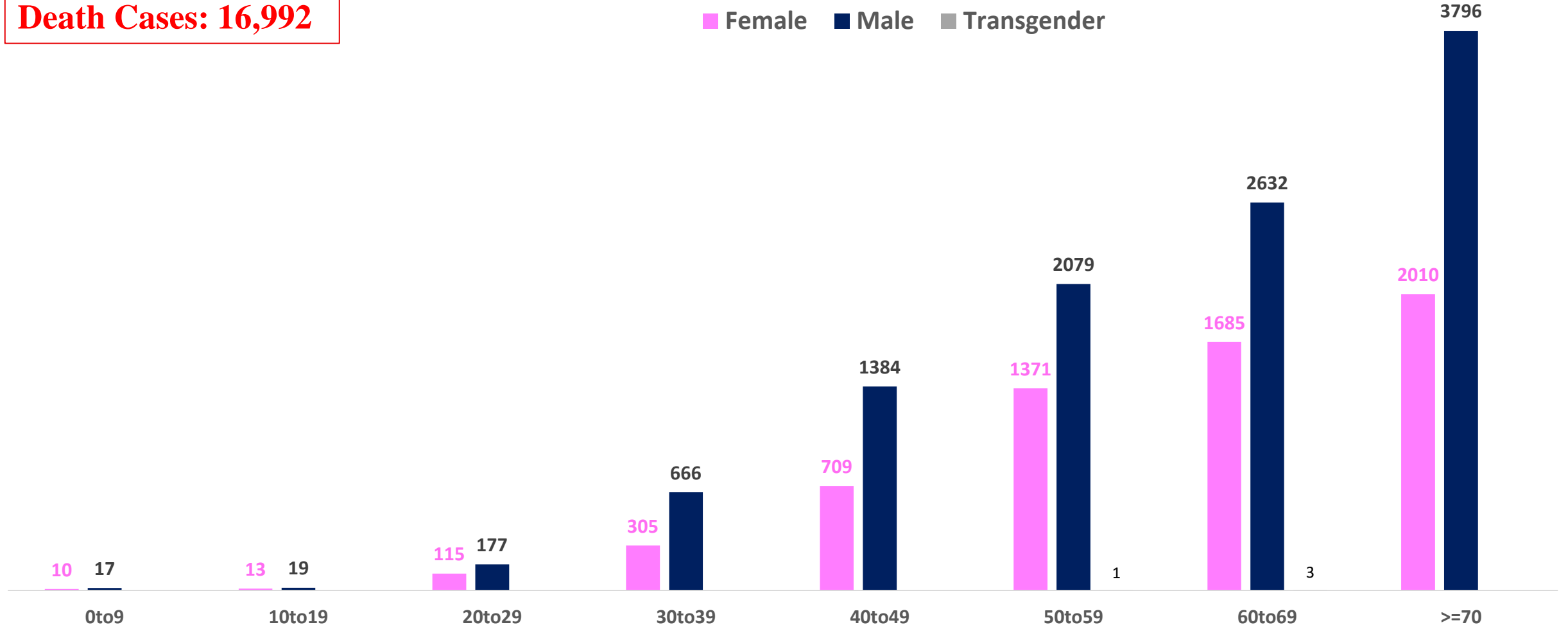




# AGE AND GENDER WISE DISTRIBUTION OF DEATH CASES



**Death Cases: 16,992**





# SNAPSHOT OF COVID-19 CASES IN BENGALURU URBAN



**Total Wards With  
< = 5 Cases\* :  
176**

**Tests Conducted  
on 08.03.2023:  
710**

**Recovery  
Rate\*:  
99.08%**

**Total  
Active Cases :  
327**

**Total Vaccinated  
on 08.03.2023:  
33**





**Positivity  
Rate\* :  
8.71%**

**Active  
Rate\*:  
0.02%**

**Case  
Fatality Rate\* :  
0.00%**

\*Total positive cases In the past 7 days

\*CFR and positivity is for Past 7 days

<b>Download BBMP Bulletin</b>	<a href="https://apps.bbmpgov.in/covid19/mediabulletin.php">https://apps.bbmpgov.in/covid19/mediabulletin.php</a>
<b>To register for vaccination :</b>	<a href="https://selfregistration.cowin.gov.in/">https://selfregistration.cowin.gov.in/</a>
<b>BBMP COVID19 Dashboard:</b>	<a href="https://apps.bbmpgov.in/covid19/">https://apps.bbmpgov.in/covid19/</a>
<b>Follow us on:</b>	 <a href="http://www.facebook.com/bbmp.comm1/">www.facebook.com/bbmp.comm1/</a>
	 <a href="https://twitter.com/BBMPCOMM">twitter.com/BBMPCOMM</a>
	  <a href="#">BBMPSplHealth</a>



ಬೃಹತ್ ಬೆಂಗಳೂರು ಮಹಾನಗರ ಪಾಲಿಕೆ  
Bruhat Bengaluru Mahanagara Palike

**List of Functional Namma Clinics**

1 

Scan the QR code to find Namma Clinic Locations

2 

  @BBMPSplHealth

Issued by:

Honorable Chief Commissioner, BBMP  
Special Commissioner Health, BBMP  
MD, Bengaluru Smart City Limited

**THANK YOU !**

